

PATH TO ASSOCIATE

BACK OFFICE PATH TO ASSOCIATE

Step-by-Step Guide to Becoming an Isagenix Associate

Convert your Isagenix membership from a Customer to an Associate to become eligible to receive bonuses, commissions, and to participate in our many promotions!

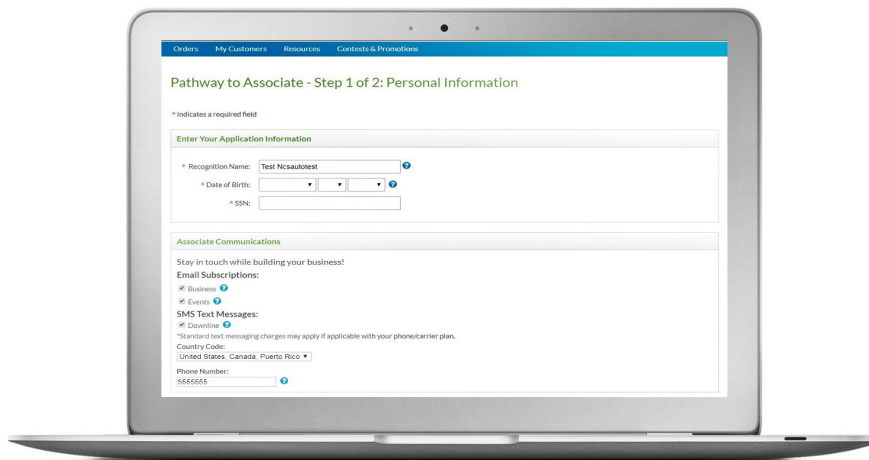
FIRST - LOG IN

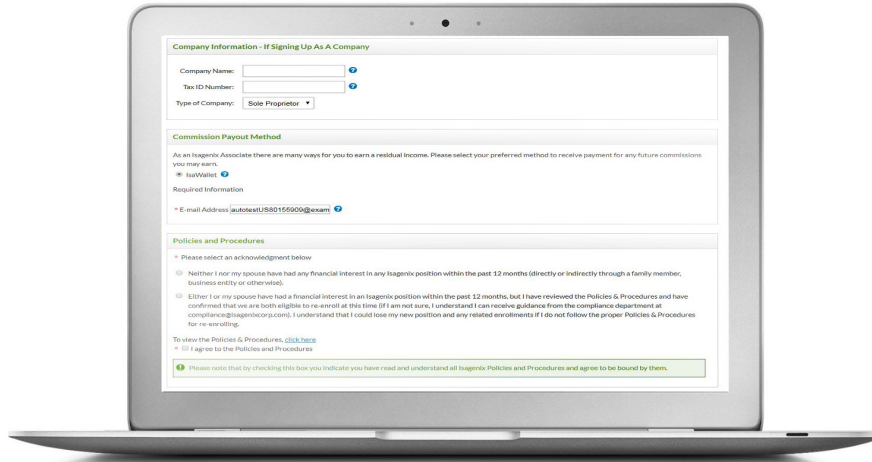
- Log in to your Customer account at <https://backoffice.isagenix.com/Home/Dashboard/Index>
- Select the **“Click Here to Become an Associate”** button on the lower left of your Dashboard



STEP 1


- Enter your Date of Birth and the Name you want to use for Recognition purposes
- Provide **SSN** or **Tax ID** for tax reporting
- Agree to “Terms and Conditions” including “Policies and Procedures”





STEP 2

- Watch the **“Pathway to Associate”** video. You must watch the entire video before you can advance to Step 3



STEP 3

- **Success!** Your confirmation email with everything you need to get started is on its way!

